


Suggested Template for a Ceremony

Activity Idea:

Some schools do a school-wide ceremony or program for Yom Hazikaron and/or Yom Haatzmaut. Of course there are many different ways that the program can be organized. Below we suggest just one simple model that can be adapted according to your needs.

1


OPENING



“Welcome students and faculty. Kohelet teaches us that there is a time to cry, to cry, to uproot, to hate, to fight, to mourn. We have just completed Yom Hazikaron - a day of mourning - a day that has actually lasted more than 6 months of mourning. But Kohelet also teaches us that there is a time to laugh, to be born, to build, to be plant, to make peace, and to dance. We have always done both and we must continue to do both. Today is a day to recall the miracle that is the State of Israel”

2

TEHILIM



“We traditionally read chapters of Tehilim both in times of crisis and celebration. This year, the following chapter - although written thousands of years ago - feels more relevant than ever.”

The most pertinent chapter of Psalms may be Chapter 126. We have provided a version of this chapter sung to the tune of Hatikva, which is most appropriate for Yom Haatzmaut.

3

STORY



“This year on Yom Haatzmaut, we celebrate the remarkable Heroism that thousands of Israelis have shown in the aftermath of October 7th. Despite chaos and grief, Israelis have displayed more bravery, solidarity, and loyalty than ever before.”

We have provided three stories of people who bravely risked their own lives to save hundreds of others. We have also provided three stories of people who despite serious injury are spreading hope and faith to others. Use a selection of these inspiring stories and the activity ideas provided.

4

SONG

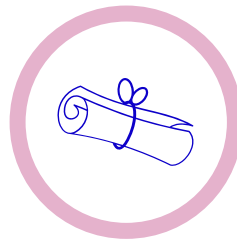


“Since October 7th, many new songs of despair and grief, hope and pride have been produced in Israel. Music has the power to uplift our souls and process our darkest emotions.”

Play one of the songs and videos that we have suggested. Activity ideas can be used as a followup in the classroom.

5

INSPIRATIONAL TEXTS




Before closing the ceremony, some schools may choose to recite the Prayer for the State of Israel. Especially this year, it is also appropriate to read Israel’s Declaration of Independence. We have suggested one particular excerpt, but you may choose to read it in its entirety.

“Exactly seventy six years ago today, David Ben Gurion read aloud Israel’s newly written Declaration of Independence. This short document expresses the history, vision, and values of the State of Israel. Today, we will read one small excerpt that declares Israel’s fundamental right to exist.”

6

CLOSING



It is appropriate to close with the singing of the national anthem - Hatikva and/or the prayer for solidarity - Acheinu. For each of these, we have also provided musical versions that can be played and/or viewed. Activity ideas can be used as a followup in the classroom.

“Please stand as we conclude our ceremony by singing together. May our voices move us from darkness to light, from suffering to joy, from captivity to freedom, speedily in our days, amen.”